



INTERNAL QUALITY ASSURANCE CELL (IQAC)

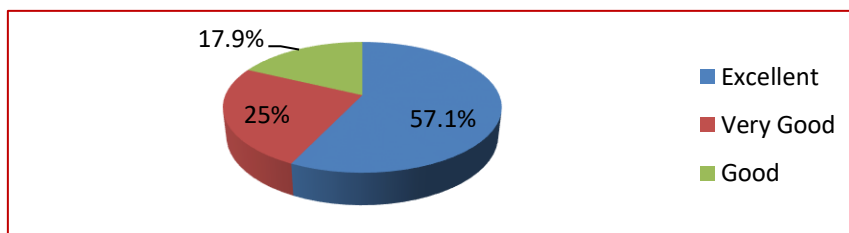
GANJAM COLLEGE, GANJAM

ALUMNI FEEDBACK REPORT

ACDEMIC SESSION: 2022-23

The college has an active alumni association who contribute to the institution in several forms. Feedback was collected from the alumni through a questionnaire in a Google Form (https://docs.google.com/forms/d/1WiB4RQlp8dCpYxa_uPevzuHlak-RllVyGpJ2-YBzXWg/edit) as well as in offline mode through a printed form. A total of one hundred and 100 alumni members responded. Their response has been analyzed in order to reach at a comprehensive result.

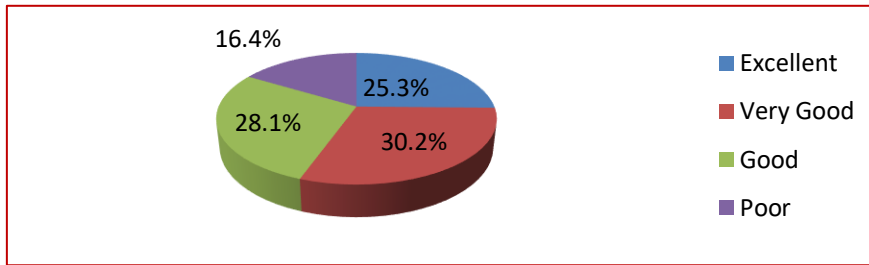
- 1. Alumni response to the course they learnt in the college & its relevance to their current occupation:** Response was collected from the alumni about the course they have learnt and its relevance to their current occupation.



Pie-Chart 1

Pie-chart 1 shows the responses of the alumni to the relevance of the curriculum to their present occupation of which 57.1% said it to be excellent while 25% said it was very good, 17.9% said it was good.

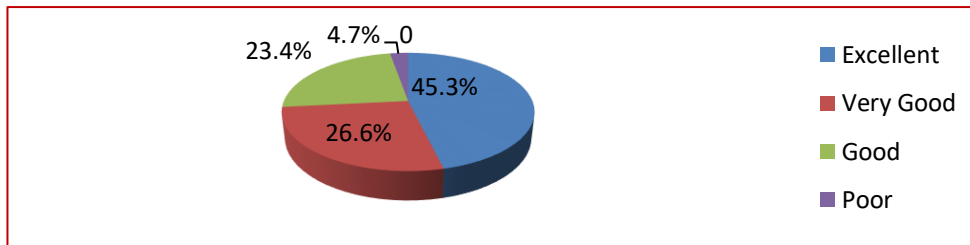
- 2. Alumni response to the infrastructure, library and Lab. facilities in the college:** Response was collected from the alumni regarding infrastructure, library and lab facilities in the college.



Pie-chart 2

Pie-chart 2 shows the response of the Alumni members towards infrastructure, library and laboratory facilities in the college. 23.1% among the alumni members said it to be excellent, 29.2% said it to be very good, 32.3% were of the opinion that it was good, 13.8% said to be poor & 1.5% could not give any opinion.

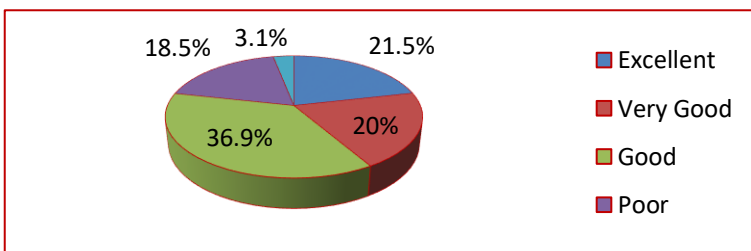
3. Alumni response to the faculty of the Department and the institution in general in terms of knowledge of subject and curriculum delivery, approachability etc.:



Pie-chart 2

Pie-chart 3 shows the response of the alumni to the faculty of the department in terms of subject knowledge, curriculum delivery, approachability etc. 45.3% said to be excellent, 26.6% said it to be very good, 23.4% said to be good while 4.7% said it to be poor.

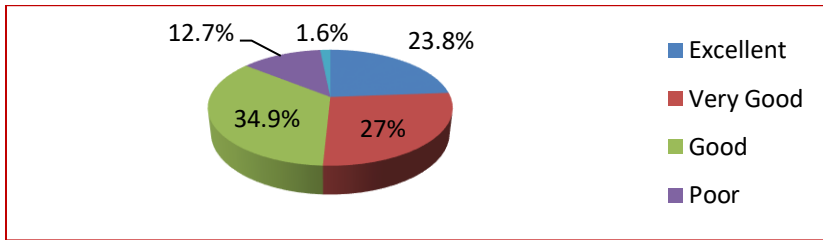
4. Alumni response to the computer, internet, Xerox etc. facilities in the college: Response was collected from the alumni about the computer, internet, Xerox etc. facilities in the college.



Pie-chart 3

Pie-chart 4 shows the response of the alumni to computer, internet, xerox etc. facilities in the college. 21.5% were of the opinion that it was excellent. 20% said it to be very good. 36.9% said it to be good, 18.5% said it to be poor and 3.1% couldn't give any opinion.

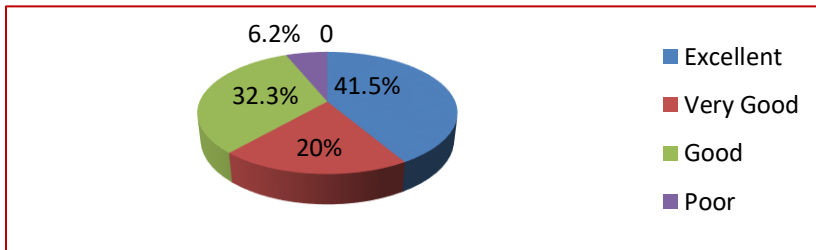
5. **Alumni response to student support systems of the college like Career Counselling Cell, Scholarship Cell etc.:** Response was collected from the alumni regarding functioning of student support systems.



Pie-Chart 4

Pie-chart 5 shows the response of the alumni to the functioning of student support systems like Career Counselling cell, Scholarship Cell etc. 23.8% were of the opinion that it was excellent, 27% were of the opinion that it was very good, 34.9% said it was good, 12.7% said it was poor & 1.6% could not give any opinion.

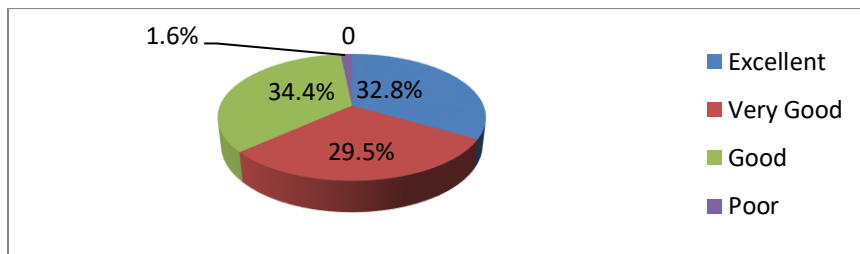
6. **Alumni response to the overall rating of the college:** Response was collected from the alumni regarding their overall rating of the college.



Pie-Chart 5

Pie-chart 6 shows the response of the students towards their overall rating of the college. 41.5% were of the opinion that it was excellent, 20% said it was very good, 32.3% said it was good and 6.2% were of the opinion that it was poor.

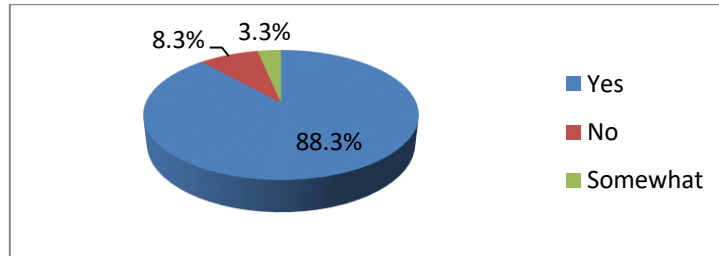
7. **Alumni response to the growth opportunities in the college:** Response was collected from the alumni related to the growth opportunities in the college.



Pie-Chart 6

Pie-chart 7 shows the response of the Alumni to the growth opportunities in the college. 32.8% were of the opinion that it was excellent, 29.5% said it was very good, 34.45 said it was good while 1.6% said it was poor.

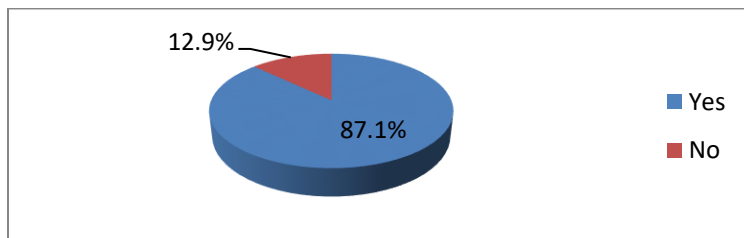
8. Alumni response to the efforts taken by the college to connect with alumni: Response was collected from the alumni whether the college takes efforts to connect with the alumni.



Pie-chart 7

Pie chart 8 shows the response of the alumni to the efforts taken by the college to connect with them. 88.3% were of the opinion that the college takes efforts to connect with its alumni while 8.3% said no and 3.3% said somewhat.

9. Alumni response their college website visit:Response was collected from the alumni if they visit college website often.



Pie Chart 8

Response was collected from the alumni if they visit the college website often. 87.1% said yes, they often visit college website while 12.9% said in the negative.

10. Response of the alumni to the ways they would like to contribute to the development of the college:

- i) Knowledge Partnership
- ii) Industry-academia Interface building
- iii) Placement Assistance
- iv) Financial Assistance
- v) Others

11. Suggestion of the alumni on the efforts the institution take to integrate the alumni in further enhancing the overall quality of the college:

- i) Hold regular alumni meet
- ii) Interaction of the alumni with the current students
- iii) Encourage more and more alumni to participate in different programmes of the college
- iv) Recognize their achievement by felicitating the distinguished alumni
- v) Update alumni page of website time to time


Coordinator, IQAC
Ganjam College, Ganjam


Principal
Ganjam College, Ganjam